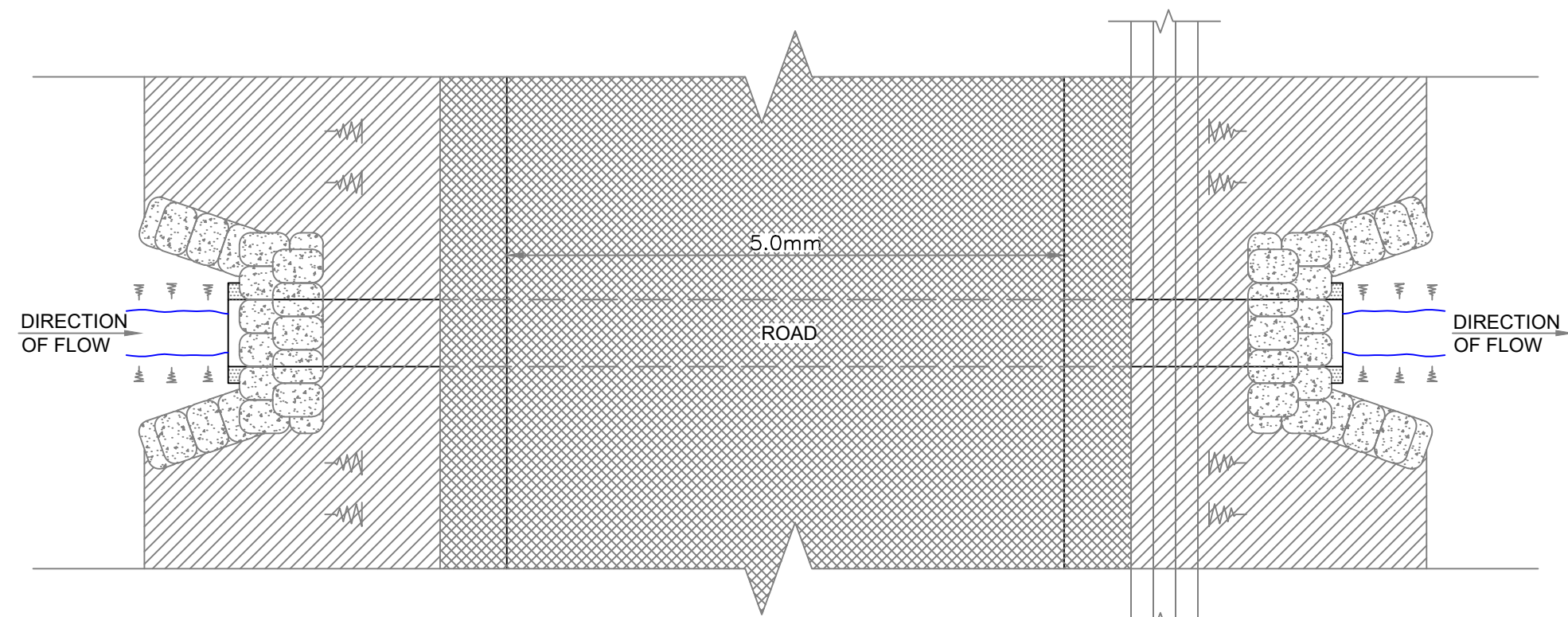
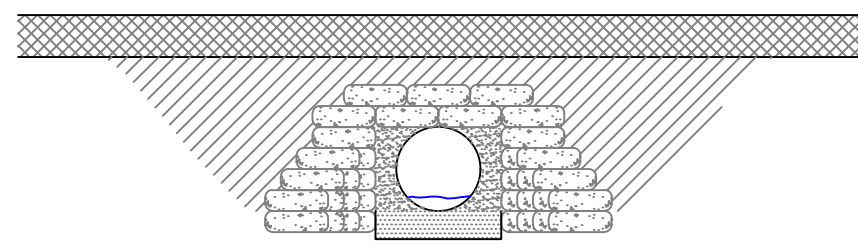




**LEGEND**



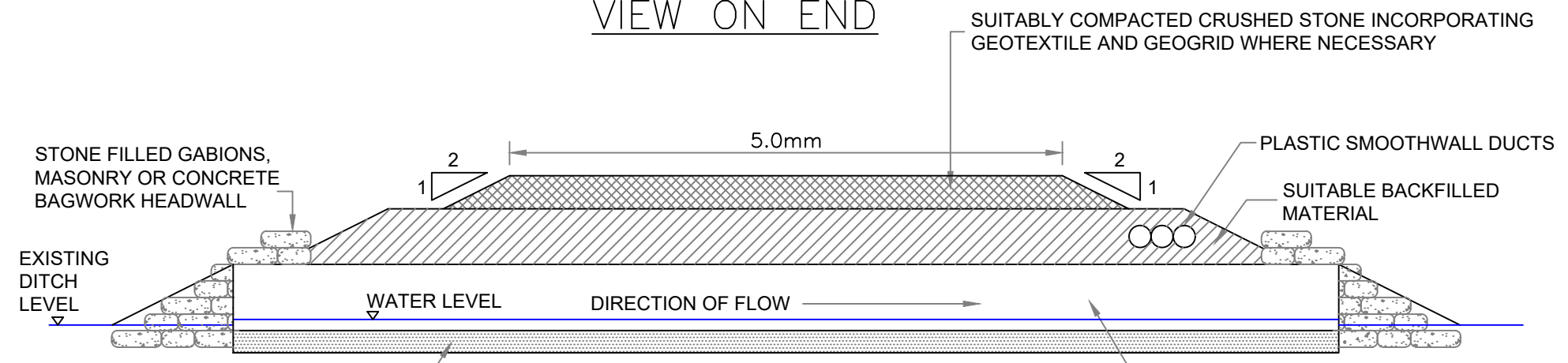
TYPICAL PLAN



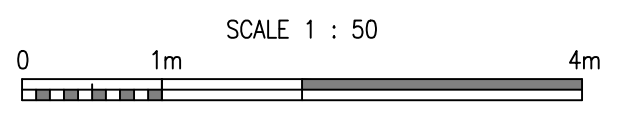
VIEW ON END

**NOTES:**

1. CROSSING DETAIL TO BE DESIGNED IN ACCORDANCE WITH ENGINEERING IN THE WATER ENVIRONMENT GOOD PRACTICE - RIVER CROSSINGS (2010)
2. THE ORIGINAL BED LEVEL CULVERT TO BE DESIGNED AND CONSTRUCTED IN ACCORDANCE WITH SEPA AND CIRIA GOOD PRACTICE GUIDE AND DESIGN AGREED WITH SEPA, FORESTRY & LAND SCOTLAND PRIOR TO CONSTRUCTION




TYPICAL LONG SECTION



1	02/05/19	For Issue	NGB	JJD	JJD
Rev.	Date	Amendment Details	Drawn	Chk'd	App'd



Sweco, Grove House, Mansion Gate Drive, Leeds, LS7 4DN  
Tel: +44 (0)113 262 0000



Client:  
**PENCLOE WIND ENERGY LIMITED**

Project:  
**PENCLOE WIND FARM VARIATION**

Drawing Title:  
**TYPICAL CULVERT CROSSING FIGURE 4.7**

Scale @ A3	1:50	DO NOT SCALE
Project No.	121714	

This drawing should not be relied on or used in circumstances other than those for which it was originally prepared and for which Sweco UK Limited was commissioned. Sweco UK Limited accepts no responsibility for this drawing to any party other than the person by whom it was commissioned. Any party which breaches the provisions of this disclaimer shall identify Sweco UK Limited for all loss or damage arising therefrom.